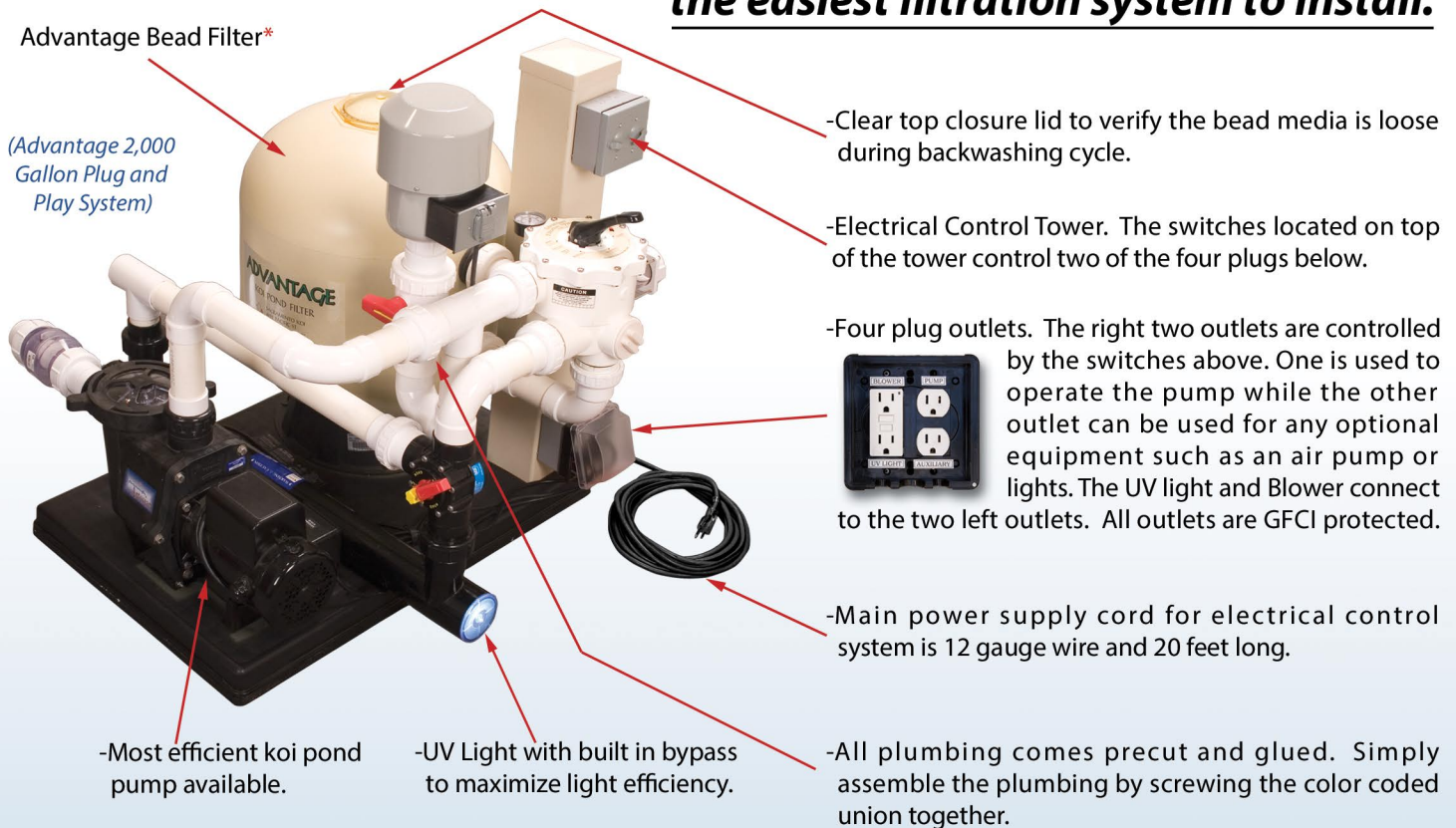


The New Advantage "Plug and Play" Pond Filter System

The easiest filter to operate is now part of

the easiest filtration system to install.



Advantage Bead Filter*

(Advantage 2,000 Gallon Plug and Play System)

-Clear top closure lid to verify the bead media is loose during backwashing cycle.

-Electrical Control Tower. The switches located on top of the tower control two of the four plugs below.

-Four plug outlets. The right two outlets are controlled by the switches above. One is used to operate the pump while the other outlet can be used for any optional equipment such as an air pump or lights. The UV light and Blower connect to the two left outlets. All outlets are GFCI protected.



-Main power supply cord for electrical control system is 12 gauge wire and 20 feet long.

-Most efficient koi pond pump available.

-UV Light with built in bypass to maximize light efficiency.

-All plumbing comes precut and glued. Simply assemble the plumbing by screwing the color coded union together.

Six easy steps to a perfect installation every time. (Approximately 30 minutes)

- 1) Set pad on any flat, stable surface.
- 2) Place equipment on marked out areas on pad.
- 3) Attach pre-assembled plumbing to equipment.
- 4) Plug pump, blower and UV light into lower box.
- 5) Plug master plug into electrical source.
(Source should be a 20 amp dedicated circuit)
- 6) Connect waste, suction and return lines to pond.
(These three connections must be glued.)

***Your Satisfaction is Guaranteed!**

The Advantage Bead Filters perform so well that it is the only filter on the market today that offers a 1 year "Satisfaction" guarantee. If for any reason, during the first year you are not completely satisfied with any Advantage Filter, Sacramento Koi will gladly buy it back. No questions asked.

Go to our website or call for the free brochure "20 Questions To Ask Yourself Before You Build A Koi Pond." If you are building a new pond you need to read this brochure first.



-The Advantage Plug and Play System comes in several sizes for ponds ranging from 1,000 to 15,000 gallons.



(Advantage 15,000 Gallon Plug and Play System)

ADVANTAGE 2,000 PLUG AND PLAY SYSTEM



Each piece of equipment chosen is oversized for a 2,000 gallon pond to ensure that you will never outgrow this filter system.

Advantage 5 Bead Filter

-Recommended for ponds up to 5,000 gallons.

-Recommended flow rate of 25-80 GPM

-Maximum pressure of filter tank is 50 PSI

- 1 year "satisfaction guarantee"
- 5 year warranty on tank
- 2 year warranty on blower & multiport valve.

- 2 Hp blower
 - 7.4 amps
 - Used only during backwashing filter.


- Comes complete with Filter Body, Multiport Valve Head, Bead Media, 2 Hp. Blower and clear lid.



- Designed for ponds up to 2,000 gallons.
- Can be installed in as little as 30 minutes.
- Only three fittings to glue and no electrical to do.

Electrical Control Tower Options

- **Equipment Light** - \$99
- **Digital Timer** - \$149
- **2nd Electrical Box** - \$85 (4 always on outlets)
- **Low Voltage Transformer** (100 watt - \$139) (300 watt - \$159)
- **Automated Control System w/ Remote** - \$765 (Remotely turn on/off 5 separate outlets. Outlets may also be programmed as timer controlled. The 2nd Electrical Box option is included with the Automated Control System providing 3 "always on" outlets.)



Electrical Control Tower Standard Features

- Two switches
- Four outlets (2 always on, 2 switched)
- GFCI protected
- 20 foot extension cord (12 gauge wire)

Emperor Aquatics UV Light



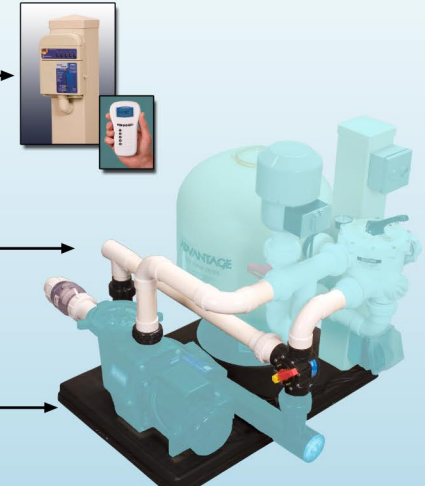
- 40 watt sterilizer
- Maximum pond size: 4,725 gallons
- Recommended pond size: 2,800 gallons
- Recommended flow rate: 16 - 26 GPM
- UV light bypass included to regulate water flow through light.

Plumbing

- All the plumbing for the Plug & Play is preassembled with unions to make hooking up your new system a breeze. Simply match up colored dots.

Equipment Pad

- 3 feet x 2 feet
- Constructed from heavy duty vinyl



Artesian Pump

- 1/4 Hp pump
- 3 year warrantee
- Built in leaf trap
- 2 inch threaded in/out



The Water Flow and Power Consumption You Can Expect


Trying to accurately predict the water flow through a filter, UV light and pump combination is extremely complicated without a detailed head pressure performance curve of each piece of equipment. For that reason, Sacramento Koi has tested each complete Plug & Play Filter System so you can tell beforehand exactly what performance you can expect. All you need to do is estimate how many feet of head pressure your pond has **AFTER** the filter system (waterfall, jets, etc...). Then, simply refer to the chart below to see what you can expect from each of the pumps offered on this Plug & Play Filter System. (see www.PlugAndPlayFilters.com for more options)

1/4 Hp Artesian Pump

- 57 GPM (3420 GPH) @ 0 ft. of head after the filter. 365 watts
- 48 GPM (2880 GPH) @ 5 ft. of head after the filter. 355 watts
- 41 GPM (2460 GPH) @ 10 ft. of head after the filter. 350 watts
- 31 GPM (1860 GPH) @ 15 ft. of head after the filter. 315 watts

1/3 Hp Artesian Pump

- 64 GPM (3840 GPH) @ 0 ft. of head after the filter. 460 watts
- 55 GPM (3300 GPH) @ 5 ft. of head after the filter. 432 watts
- 48 GPM (2880 GPH) @ 10 ft. of head after the filter. 412 watts
- 37 GPM (2220 GPH) @ 15 ft. of head after the filter. 376 watts



A	B	C	D	E	F	G	H	I	J	K	L
38 1/8"	22"	3 3/8"	24 1/2"	47"	39"	36 1/2"	15"	6"	11 3/4"	15 1/8"	38 3/4"